



Details of Emergency Kit (ENT)

Sr.No.	Details	Quantity
1	Aural specula	2
2	Tongue spatulas	2
3	Portable head light battery powered	2
4	Micro forceps	3
5	Tuningfork	4
6	Otoscope	2
7	Laryngeal mirror	3
8	decongestant and local anaesthetic sprays	3
9	Tilley's forceps	4
10	Jobson Horne probe	2
11	Ear wicks, Topical steroid, Antibiotic and Antifungal preparations	6
12	gauge and packs,	5
13	Scissors	4
14	Quinsy kit.	2

Details of Emergency Kit (Ophthalmology)


Sr. No .	Details	Quantity
1	Ophthalmoscope	2
2	TonoMeter	2
3	Speculam	1
4	Wire speculam	5
5	Dressing material	6
6	Topical steroid, Antibiotic and Antifungal preparations	5
7	Cannula	3
8	Different Forceps	3
9	Entropion clamp	2
10	Wire vectis	2
11	Lacrimal Canula	5
12	Cataract knife	6
13	Lens expresser	5
14	Iris repositor	5

HOD
 Dr. Pushpalata Ingale
 Professor and HOD
 Dept of Shalakyatantra

Date - 7/02/24

Dr. Vinay Sonambekar
 I/C Principal
 I/C PRINCIPAL
 Ayurved Mahavidyalaya, Nashik

Mock Drill Record



During Kriyakalpa, we take care of patient & avoid any harm to the patients but; due to mistakenly if any accidental injury happens

We follow these guidelines-

For example –

If the temperature of the liquid use during Kriyakalpa is hot it may cause burn injury in such cases :-

- 1) Stop Kriyakalpa procedure immediately.
- 2) Do local examination of patient if there is any wound then ;
- 3) Clean wound with betadine.
- 4) Apply Shatdhaut Ghrut on wound.

A) In Kavala & Gandusha :-

If any ulceration happen during Kriyakalpa due to hot liquids in such cases Stop Kriyakalpa procedure immediately.

Do local examination of patient if there is any wound then


Apply Madhu (Honey) + Ghrut (Pratisarana on ulcers)


B) In Tarpana :

1. Stop Kriyakalpa procedure immediately.
2. Do local examination of patient if there is any wound
3. Wash the eye with normal saline

2) If accidently Shirodhara patra falls on patient's head

- 1) Do local examination of patient if there is any injury
- 2) Cleaning of wound with help of Betadine & Hydrogen Peroxide.
- 3) Apply Betadine ointment on wound & dressing of wound.


HOD
Dr. Pushpalata Ingole DEPT.
Ayurved Mahavidyalaya, Nashik
Professor and HOD
Dept of Shalakyatantra


Date - 21/02/2024 Dr. Vinay Sonambekar
I/C Principal
I/C PRINCIPAL
Ayurved Mahavidyalaya, Nashik

आयुर्वेद सेवा संघ संचालित,
आयुर्वेद महाविद्यालय, नाशिक
(महाराष्ट्र शासन अनुदानित)
गणेशवाडी, पंचवटी, नाशिक-४२२००३
फोन : (०२५३) २५१३११२, २६२१८३६
फॅक्स : ०२५३-२५१७१७०



Affiliated to Maharashtra
University of Health Sciences
Nashik

Ayurved Seva Sangh Sanchalit,
AYURVED MAHAVIDYALAYA, NASHIK
(Govt. of Maharashtra Aided)
Ganeshwadi, Panchavati, Nashik-422 003
Phone : (0253) 2513112, 2621836
Fax No.: (0253) 2517170

Website : www.ayurvedcollege.in

E-mail - asscollegensk@gmail.com

Outward No.

Date : 12/01/24

NOTICE

FOR MOCKDRILL TRAINING

Notice Hereby Given That The Meeting Of Mock drills Training Of Shalakyia
Tantra Will Be Held On 13 / 01 / 2024 , 3 Pm At Shalakyia Tantra Department.

All the members of Mock drills training Are Requested To Be Present At the
Meeting.

SUBJECT OF MEETING:

- 1) INTRODUCTION OF ALL COMMITTEE MEMBERS.
- 2) FORMULATION OF MOCK DRILLS PROCEDURE AND IT'S TRAINING.
- 3) REVIEW OF MOCK DRILLS PROCEDURE.

A member of Shalakyia Tantra Department advisory committee meeting hold at
Shalakyia Tantra Department ASS Ayurved College Nashik on 13 / 01 / 2024
at 3 pm.

FOLLOWING COMMITTEE MEMBERS WAS PRESENT / ABSENT TO MEETING.

1. DR SONAMBEKAR

2. DR PUSHPALATA INGALE

4. DR ANILET AMBEKAR

A

5. ALL SISTER, ATTENDENT, INTERN STUDENT.

At the beginning of meeting committee chairman Dr Ingale mam welcome all member of mock drill committee members as this was the first meeting given introduction and basic information regarding back work plan of departmental Meeting Of Mock drills after word as per the subject of meeting following points we discuss.

INTRODUCTION OF ALL COMMITTEE MEMBERS

Introduce all committee member of mock drill training and every member give her brief introduction and vision regarding department development.

FORMULATION OF ADVANCE TEACHING PROGRAM

In this we explain the important of Meeting of Mock drills and give details information procedure which include definition, standard design .

We discuss about all mock drill procedures with all participants .

How to control complications after any kriyakalp procedure

We discuss about how to take care after any complication happened during kriyakalp procedure .

REVIEW OF MOCK DRILL TRAINING.

WE DISCUSS PROPER METHODS OF KRIYAKALP FOR MOCK DRILL TRAINING.

CONDUCTED ADVANCE AND USER FRIENDLY METHODS .

STRICT QUALITY ASSURANCE IS MAINTAINED WHILE CARRYING OUT ANY KRIYAKALPA.

WE GIVE PRACTICAL KNOWLEDGE AND TRAINING TO THE PARTICIPANTS

A.S.S. Ayurved Mahavidyalaya.

Dept of Shalakyatantra

Kriyakalpa /

Mock Drill Record

Date- 13/01/24

Time- 3:00PM

Topic- BURN BY STEAM DURING NASYA KARMA

Resource Person- Dr P.D Ingale

Dr. Aniket Ambekar

Audience- Interns, Paramedical staff

Attendance record –

Sr. No.	Name of the delegate	Sign
1.	Rashmi Ramkar	Rashmi
2.	Mrunal Mule	Mrunal
3.	Snehal D. Shelke	Snehal
4.	Vrushali Kulkarni	VK
5.	Krushna Shinde	Krushna
6.	Lakshman Munde	Lakshman
7.	Shweta Patil	Shweta
8.	Vaidya Sister.	Vaidya
9.	Lata. Harwadi	Lata


Dr. P.D. Ingale

HOD

Dept Of Shalakyatantra


I/C Principal

Ayurved Mahavidyalaya